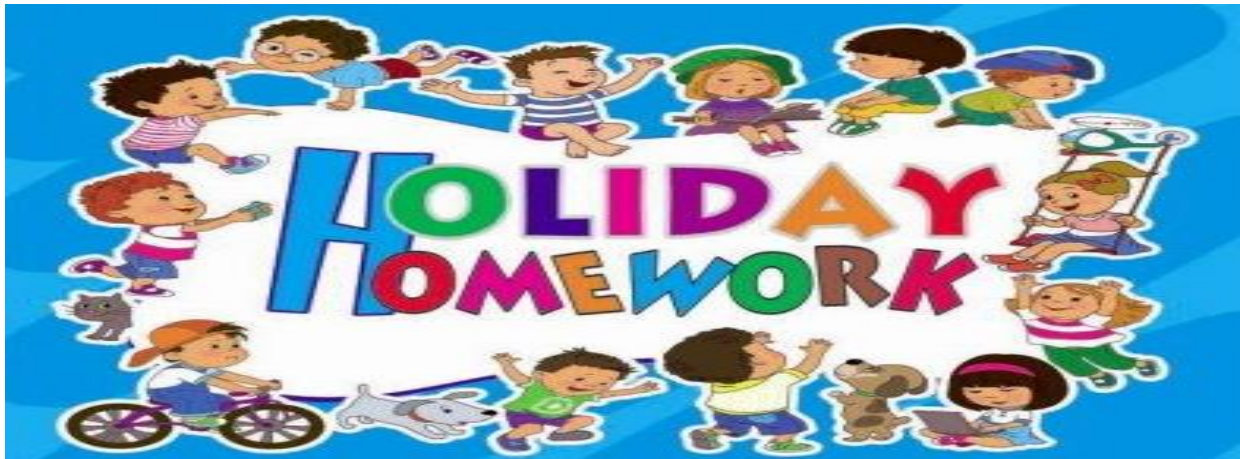


CLASS- I**SUMMER HOLIDAY HOMEWORK****(2022-23)**

Dear Students,

Vacation has just one letter difference with vocation. Summer vacation is the time when you can be more candid and creative. This is the time when skills, other than intellectual skills, can be nurtured and developed in your soft and evolving brains. Holiday assignments are designed to let the creative and latent talents, skills and desires of the children come to the surface so that they may be identified and satisfied. So dear children, Get... Set... Go... Enjoy doing the activities and ensure completion of the given assignments.

Enrichment Activities

1. Learn a new hobby – swimming, roller skating, cricket, karate, golf, summer camp etc.
2. Work and play are equally important. Computer games are good. They sharpen your intellect, but what about the rest of your body? You do need some exercise, don't you? Go cycling, play badminton, cricket, kho-kho, hide n' seek anything that makes you run and exercise.
3. Go for a nature walk with your family. You will realize you have two of the greatest gifts of life.... NATURE and your FAMILY.
4. Read at least two books of your interest during the vacation. Maintain a self-made dictionary of the new words you come across while reading.

5. 'Care and Concern' - This is your chance to look after your parents, grandparents, elders and even your younger brothers and sisters. You can surely be of some help to your family members. Ask your family members if they need some help in everyday chores.



GENERAL INSTRUCTIONS:

- Ensure that the holiday homework is completed by the children themselves. Parents should only act as a guide in completing the work.
- Homework should be completed neatly as per the given instructions and school script must be followed while doing written work in all the subjects.
- Homework will be graded on the basis of neatness, creativity and originality of ideas.
- Practice writing daily in English and Hindi in old notebooks for good handwriting.
- Questions given in the worksheets should be done on a sheet with name, class, date and topic mentioned on the top.
- **Holiday homework duly labelled must be submitted by Friday, 08.07.2022.**




ENGLISH – LEARNING BY DOING



ACTIVITY: NAMING WORDS ARE POPPING!

Take an A3 size sheet of white colour and make a border measuring 2 cm. Divide the sheet into four equal parts. Draw and colour large size popcorn bucket as shown and name them as 'PEOPLE', 'PLACES', 'ANIMALS' and 'THINGS' respectively. Take 6-7 popcorn cut-outs and write the naming words for each popcorn bucket and your popcorn bucket will be ready. Enjoy!



CLASS – I

ENGLISH

USE OF IS, AM, ARE


- Fill in the blanks using 'is', 'am', or 'are'.

a) He _____ sleeping.



b) It _____ a big house.

c) These _____ apples.



d) I _____ a doctor.

e) Tina _____ dancing.




f) I _____ happy.

CLASS – I	ENGLISH	SINGULAR/ PLURAL (Adding – ‘s’)
------------------	----------------	--

- Singular/ Plural words are sweet like candies!

Let's sort the following words into Singular and Plural and put them in the candy jar for our sugary memory.

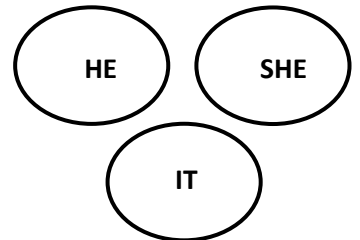
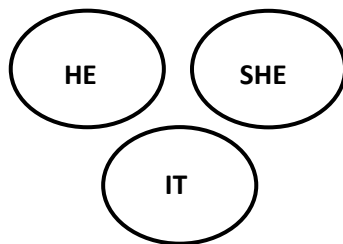
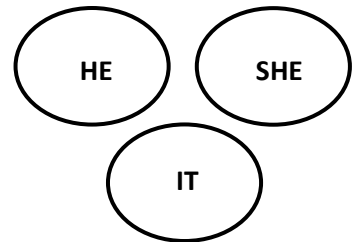
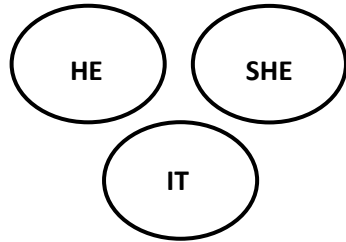
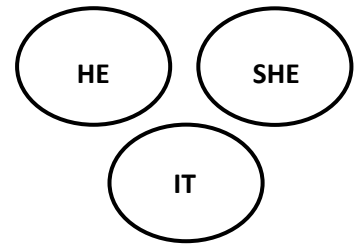
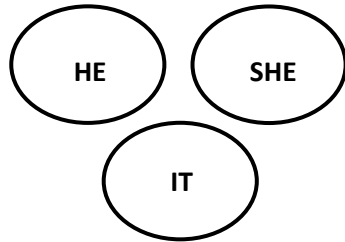

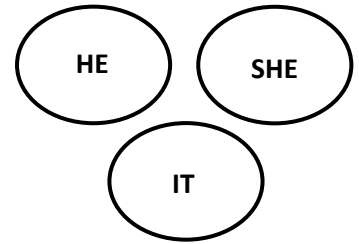
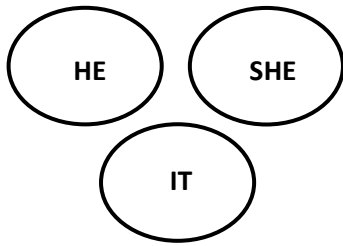
dog	trees	hats	boy	chairs	pen	boats	clocks	book	fan
-----	-------	------	-----	--------	-----	-------	--------	------	-----



- English Worksheets: Do page no 46-50 and 53.

CLASS – I	ENGLISH	USE OF HE, SHE, IT
-----------	---------	--------------------

- Choose the right option by colouring the correct circle.



हिंदी: स्वयं से करो और सीखो

रोचक गतिविधि- अपनी पसंदीदा सब्जियों के चित्रों की सहायता से अपनी सेहतमंद सब्जियों की टोकरी तैयार करो। साथ ही साथ अपनी बनाई टोकरी के लिए एक मजेदार उद्धरण (Quotation) का भी उपयोग करें।

प्रक्रिया करने का तरीका : एक कार्डबोर्ड को टोकरी के आकार में (29 x 21 cm) काटकर उस पर अपनी पसंदीदा सब्जियों के कटआउट चिपकाकर एक मजेदार उद्धरण के साथ तैयार करें। (नोट: टोकरी के आकार को काटने के लिए अपने से बड़ों की सहायता ले सकते हैं।)




कक्षा -१

हिंदी कार्यपत्रक

वर्णमाला - व्यंजन

- नीचे दिए गए चित्रों को देखो और उनके नाम का पहला व्यंजन वर्ण लिखो।



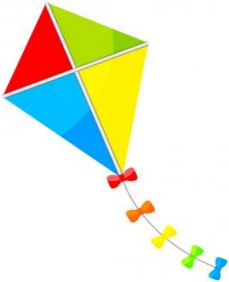














कक्षा -१

हिंदी कार्यपत्रक

वर्णमाला - स्वर

- चित्र देखकर उनके नाम के पहले वर्ण से रेखा खींचकर मिलान करो।



इ



उ



अ



आ



इफ



ऊ

कक्षा -१	हिंदी कार्यपत्रक	बिना मात्रा वाले शब्द
----------	------------------	-----------------------

- दिए गए चित्रों को पहचानो और उनका नाम अक्षर जाल में से ढूँढ़कर लिखो।



र	थ	द	म	भ
न	च	ज	ग	र
म	त	श	फ	न
क	प	र	ल	ब
ल	म	ब	स	ट
श	क	त	श	न



कक्षा -१	हिंदी कार्यपत्रक	आ की मात्रा
----------	------------------	-------------

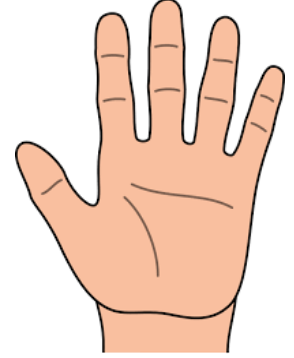
- चित्र देखकर रिक्त स्थान भरौ।




.....




.....



.....



.....



.....




.....

MATHEMATICS – LEARNING BY DOING

ACTIVITY: USE A DICE TO MAKE DIFFERENT NUMBERS

Use a dice and roll it twice to build the two numbers. The numbers got by rolling the dice twice should then be put up on a white A-4 size sheet by drawing/ pasting items like ice cream sticks, beads, stars, cut outs, bottle caps etc.

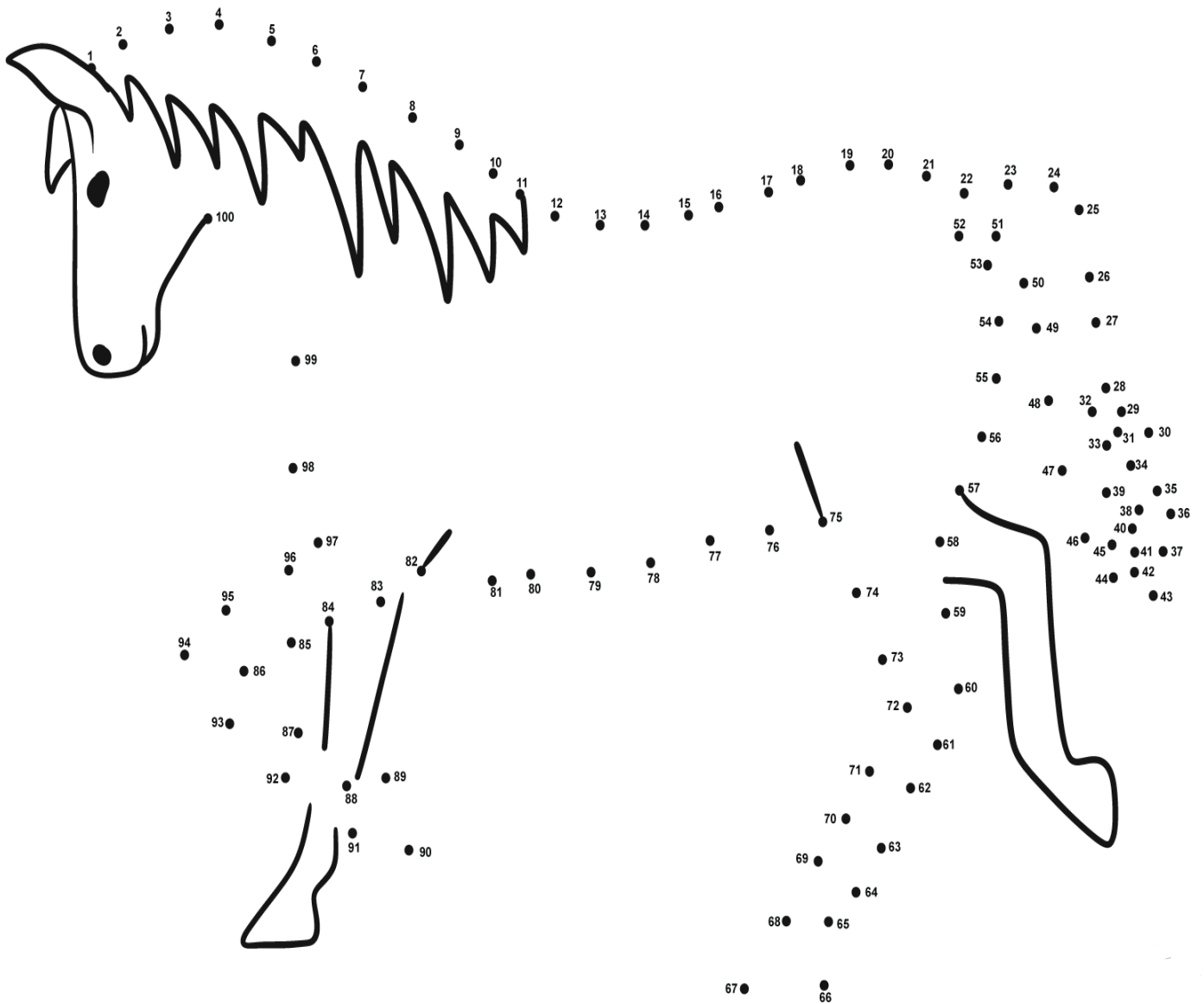
A sample has been shown for your reference.




CLASS-I	MATHEMATICS WORKSHEET	NUMBERS - 1 TO 100
----------------	------------------------------	---------------------------



Let's join the dots (starting from number 1-100 in a sequence), colour the picture and meet the horse.



CLASS-I	MATHEMATICS WORKSHEET	COMPARING NUMBERS
---------	-----------------------	-------------------



Greater than (>)

Less than (<)

Equal to (=)

- Fill in the blanks using greater than (>), less than (<) or equal to (=) sign.

18 32 46 22

19 7 19 30

29 47 15 15

33 33 41 11

CLASS-I	MATHEMATICS WORKSHEET	MISSING NUMBERS
----------------	------------------------------	------------------------

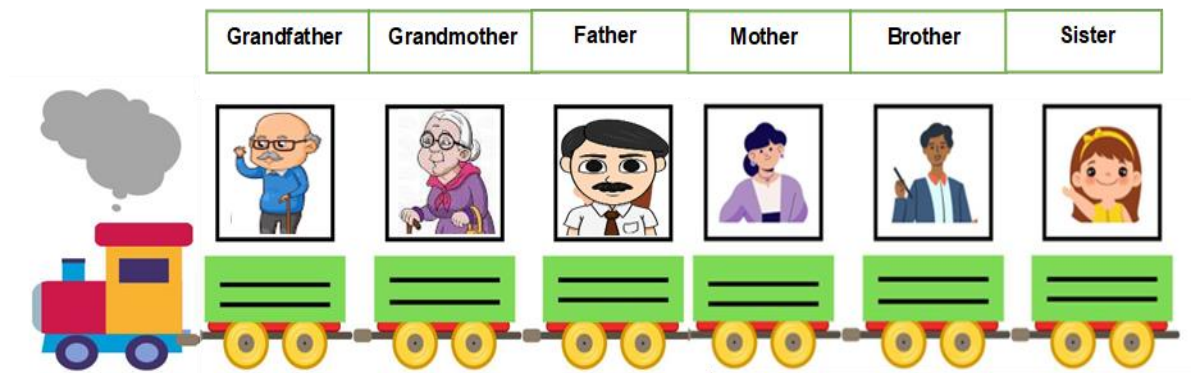
- Write the missing numbers in the bubbles.



GENERAL AWARENESS – LEARNING BY DOING

ACTIVITY: FAMILY TRAIN

- Make a family train using a coloured A-4 sheet. Paste the picture of your family members in each coach as shown in the picture below and write two words that describe them. Then label it as ‘Small Family/ Big Family’.



- Write any two things that you did to help your family during the summer vacations.

a) _____

b) _____

COVID-19 SAFETY MEASURES

- Match the rule with the correct picture.



Wear a face mask when you go out in public.

Clean your hands with hand sanitizer.

Avoid touching eyes, nose and mouth with your hands.

Sneeze in a tissue/ handkerchief.

Wash your hands with soap.

Keep a distance.

Clean/ disinfect frequently objects and surface.

Avoid shaking hands and hugging.


Throw away used tissues in the dustbins.

Cough in your elbow.






Can you help me choose the correct option?

a) I wear a  on my _____ .

head

hand

b) I see a  with my _____ .


nose

eyes

c) I wear  on my _____

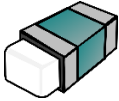
feet

waist

d) I eat an  with my _____

ear


teeth

e) I hold an  with my _____

hands

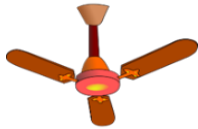
neck

COMPUTER SCIENCE – LEARNING BY DOING



ACTIVITY: Draw/ Paste the pictures of any 7-8 different types of machines, that you find in your house on an A-4 sheet and label them. (Picture cut outs can be taken from old newspapers, magazines, old books etc.). Then sort the names of the machines in the correct category. (Machines that runs on human power, electricity, battery and fuel.)

A sample has been shown for your reference.

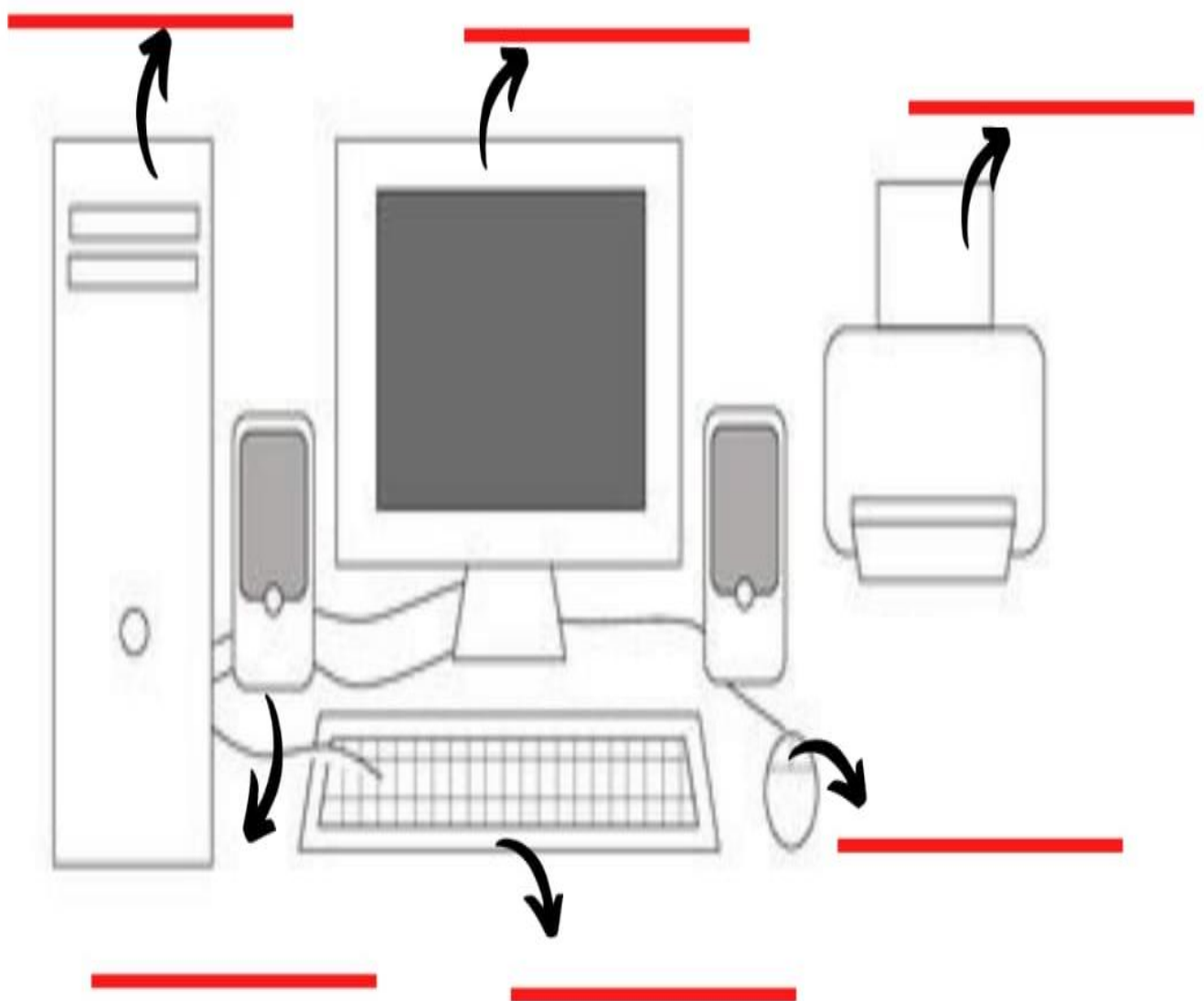


computer	fan	car	watch	bicycle
-----------------	------------	------------	--------------	----------------

S.NO.	HUMAN POWER	ELECTRICITY	BATTERY	FUEL
1.				
2.				

CLASS-I	COMPUTER SCIENCE WORKSHEET	COMPUTER A MACHINE
---------	----------------------------	--------------------

- Label the parts of the computer and colour them.



ART AND CRAFT – LEARNING BY DOING

Art and craft describes a wide variety of activities involving making things and expressing oneself through a creative medium which enables them to value and appreciate cultural artifacts and heritage. Keeping this in mind a few art and craft activities have been planned for the students which are given below.

- **Pot Decoration**

- **Material Required:**

- Pot (Matki) 6 cm in height
- One Acrylic Colour of your choice
- Paint Brush
- Sequences/Colourful beads/mirrors
- Fevicol/Glue



- **Method:**

Step 1. Paint the pot.

Step 2. Let it dry.

Step 3. Decorate the pot with the sequences/beads/mirror. Paste

them using

fevicol/glue.

- **Worksheets:**

Students need to complete the Art worksheets mentioned below. Instructions for each worksheet are attached

- 1) Button Pasting Activity
- 2) Pom Pom Pasting
- 3) Round Mirrors and crystal pasting activity
- 4) Stud Pasting

- **Art and Craft Junction Book:**

- 1) Page no 10 – Juicy Fruits colouring.
- 2) Page no 11 – Underground vegetables colouring.

VIRTUAL TOUR:



Let us take you all on a virtual tour of the 'National Science Museum' in New Delhi.
Click on the link to start the tour: <https://youtu.be/LIgbUSeLHDA>

